

How to access CONNECT Parent Login

In the CONNECT parent login you will be able to access all of your children's classes even if they attend different government schools. Alternatively, your child can log in using the Student Login and view only their classes.

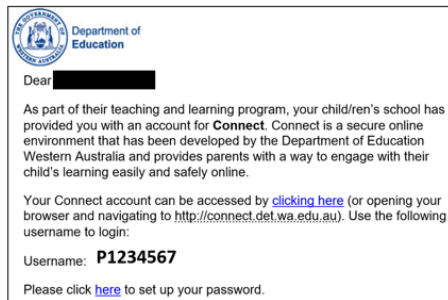
Instructions:

1. You will receive an email inviting you to join CONNECT. Click 'here' to continue the account registration process. A second email will advise you of your 'P Number'. It will also direct you how to set up your Password for CONNECT. Have these numbers ready.

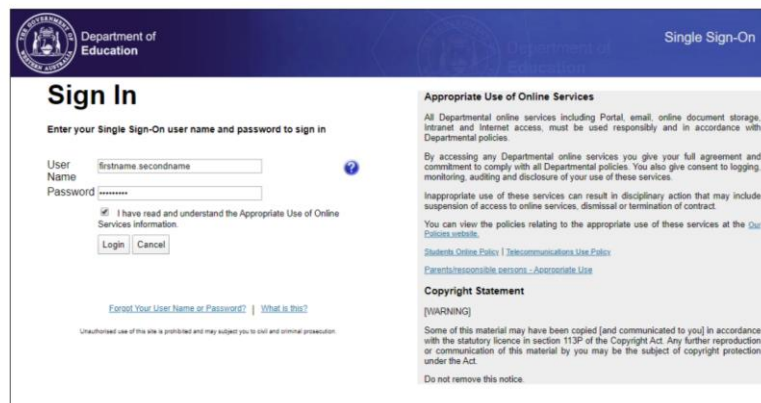
Email 1: Invitation to join Parent Connect



Email 2: Set Password, Username for login to Parent Connect



2. In the address bar of your browser (Firefox/Chrome/Explorer) type in connect.det.wa.edu.au



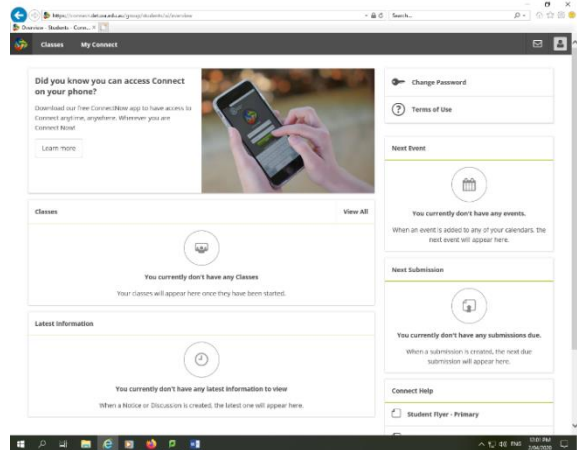
3. In User Name type your P Number.
4. In Password type your password.

...continued



Tutorial

5. Tick the box indicating you have read and understand the Appropriate Use of Online
6. Services Information.
7. Click Login
8. Your children's classes will appear in the 'Classes' section. Click on the link to access a class.
9. Click on Content.
10. Select the subject area you would like your child to work on.
11. Click on the lesson link. It will open automatically or it may appear as an icon in the ribbon at the bottom of the screen.



Prepared By: MSt

Reviewed By: - AC